



ZLIN AIRCRAFT a.s.
Letiště 1578, 765 81 Otrokovice,
Czech Republic
e-mail: zlin-service@zlinaircraft.eu
<http://www.zlinaircraft.eu>

MANDATORY
SERVICE
BULLETIN

MANDATORY SERVICE BULLETIN No. Z 143L/6a

1. **MODELS AFFECTED:** All Z 143L aircraft up to S/N 0009, excepting S/N 0008. Aircraft S/N 0008, 0010 and up are manufactured in compliance with this bulletin.
2. **SUBJECT:** Release of the front seat can occur.
3. **CORRECTION:** Replace bolts which attach cubes of the front seat and replace spring washers with tab washers.
4. **TIME OF COMPLIANCE:** Immediately after this Bulletin receipt.
5. **CORRECTION PERFORMED BY:** The Operator of aircraft.
6. **EXPENSES COVERED BY:** The material necessary for replacement - the Manufacturer of aircraft;
the assembly work - the Operator of aircraft.
7. **PROCEDURE:**
 1. Unscrew 4 bolts M8 (Item 1) which attach the seat in aircraft and remove the seat (Fig. 1).
 2. Release snap hooks and hooks on the seat bottom part and remove the cover (Fig. 2).
 3. Remove the seat filling from the seat.
 4. Loosen 4 bolts M8 (Item 2), (Fig. 1).
 5. Depress the seat arrestment handle and remove guides (Item 3).
 6. Remove guide bushings (Item 5) from guide cubes (Item 4) and unscrew fully bolts M8. Remove bushings (Item 6) from bolts and take out bolts with spring washers from the seat.
NOTE: When removing rear bolts, push the arrestment cable of seat aside. This cable need not be released.
 7. Put tab washers on new bolts M8 so that the tab is directed towards the longitudinal axis of the seat and insert bolts with washers in place of original ones.
 8. Put bushings (Item 6), cubes (Item 4) on bolts and screw bolts in (do not tighten them).
 9. Put bushings (Item 5) on cubes and re-install guides (Item 3) on cubes.
 10. Tighten thoroughly all 4 bolts and check guides on cubes for free motion.
 11. Lock bolts by bending tab washers.
 12. Re-insert the seat filling into the seat.

13. Put the cover on the seat and re-attach snap hooks and hooks.
 14. Put the seat into the aircraft and fasten in by screwing-in 4 bolts M8 (Item 1).
8. NECESSARY MATERIAL: It will be delivered by the Manufacturer together with the Bulletin.
8 pcs of the bolt 8x21 ONL 3120.24
8 pcs of the washer 8.2 ONL 3288.1
9. THIS BULLETIN IS EFFECTIVE FROM THE DATE OF APPROVAL BY THE CIVIL AVIATION INSPECTORATE.
10. ENCLOSURE: Necessary material acc. to Sect. 8 of this Bulletin.



František Tížek

.....
Manufacturer's
Representative



Milan Vynálek

.....
CAI Representative

..... June 21, 1996
Date of approval by the CAI

CONTACT ADDRESS: ZLIN AIRCRAFT a.s.
ZLIN SERVICE
765 81 OTROKOVICE
CZECH REPUBLIC

MANDATORY SERVICE BULLETIN No. Z 143L/6a

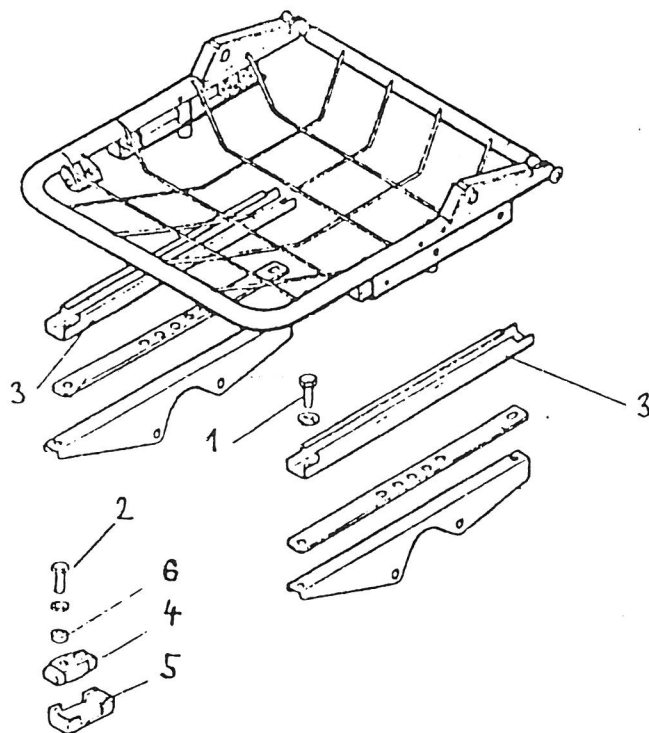
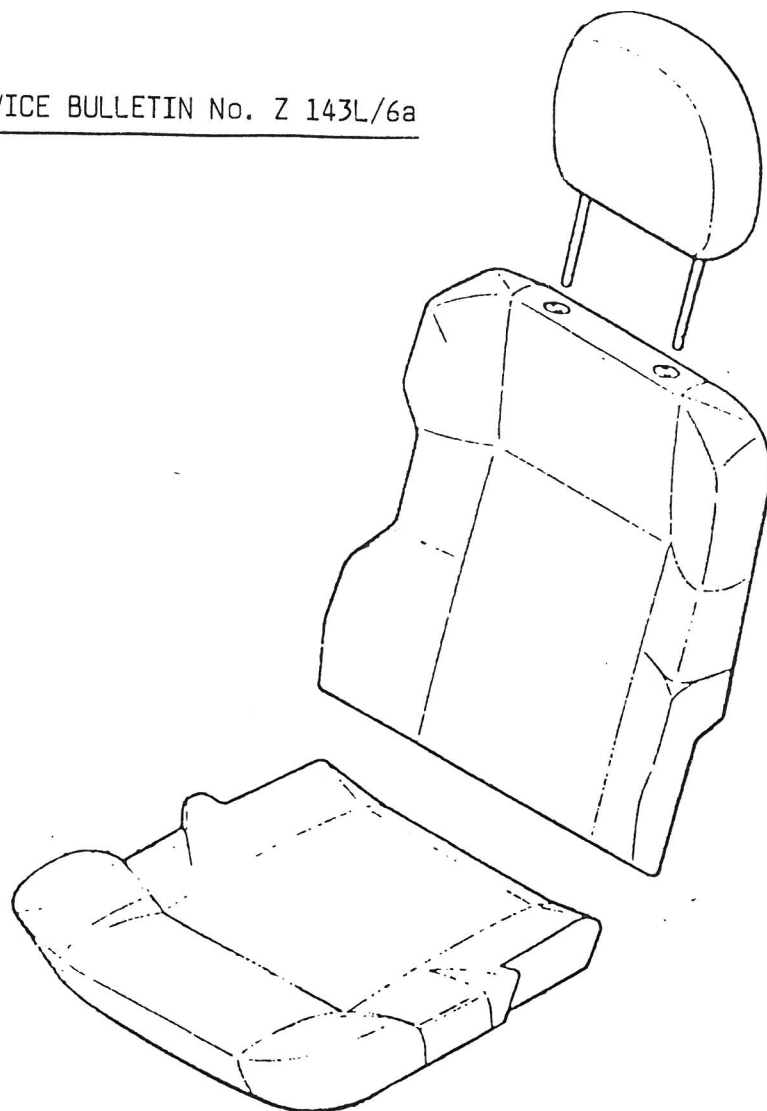


Fig. 1 Front seat

Drawn without control mechanism

MANDATORY SERVICE BULLETIN No. Z 143L/6a

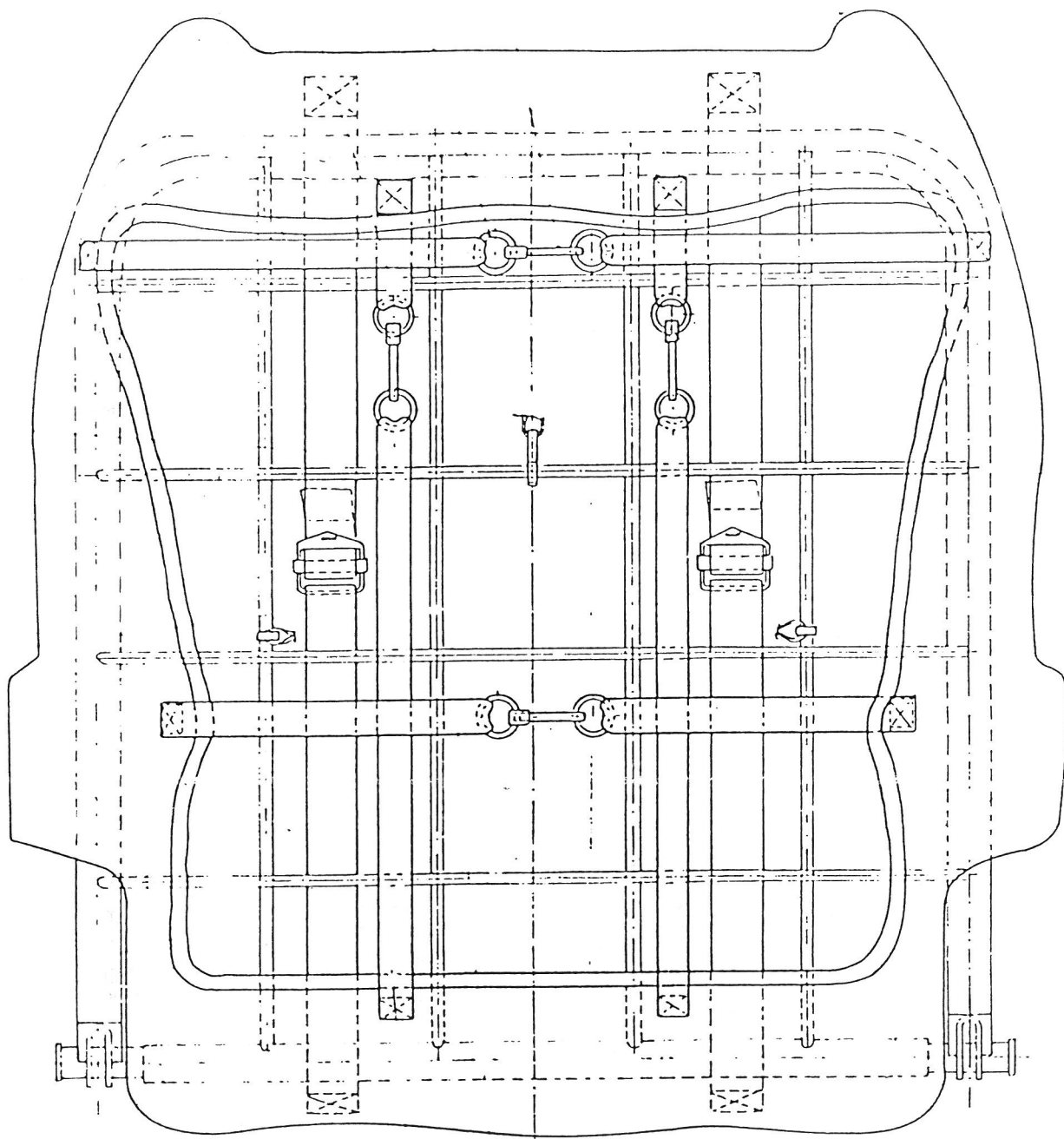


Fig. 2 Seat
View from below